



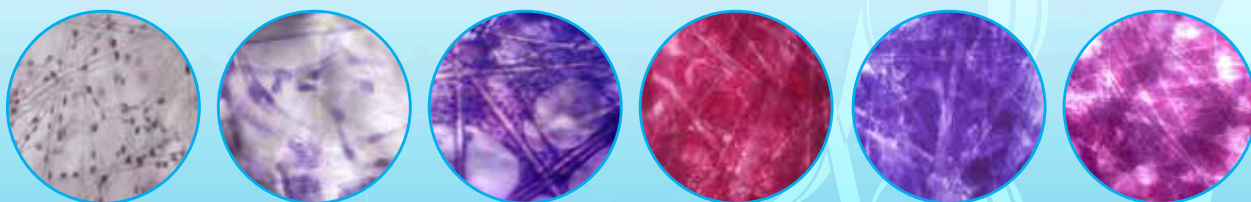
Designed in
Singapore

ESCO
VACCIXCELL
ADHERENT BIOPROCESSING SPECIALIST



BioNOC™ II

The Heart of Tide Motion Bioreactors



ESCO
Healthcare



"Discovery to Delivery"

Anchorage-dependent cells require surface to adhere in order to grow. Culture vessels such as T-flasks and roller bottles are typically used but the difficulty in scale up have led to the development of carriers. Carriers provide optimum environment for anchorage-dependent cells. The advantages of carriers are ease of scale up, cost reduction from serum and culture media, minimum risk of contamination, and reduction of handling process. Carriers are used to grow virus-generating or protein-producing adherent cells in a large-scale commercial production of vaccines and biologics.

Carriers come in different shapes and sizes. Microcarrier beads are spherical in shape and suitable in stirred tank bioreactors. Another form can be in sheets or fibers which are used in packed-bed or tide motion bioreactors. A wide variety of carriers are available in the market with different physical and chemical properties. The choice of carriers depend greatly on the type of cells to be cultured as different cells have varying anchorage requirements.

BioNOC™ II is a macroporous carrier that supports the growth of anchorage-dependent cells including animal, mammalian, and insect cells in either serum-containing or serum-free culture media. It is made of 100% pure polyethylene terephthalate (PET) nonwoven fabric manufactured according to cGMP guidelines. The special geometric design and surface treatment on the carrier enhance fluid mixing, immobilization efficiency, protection from shear forces, and nutrient transfer during cell culture.



Key Features

- Productivity: up to 5×10^8 cells/g of BioNOC™ II
- Growth area: up to 2,400 cm²/g of BioNOC™ II
- Low lint, convenient for adherent cell growth for protein or viral vaccine production
- Process control and quality assurance (cGMP guideline), full support of documentation


Note: Productivity and growth area varies on the cell line to be used.



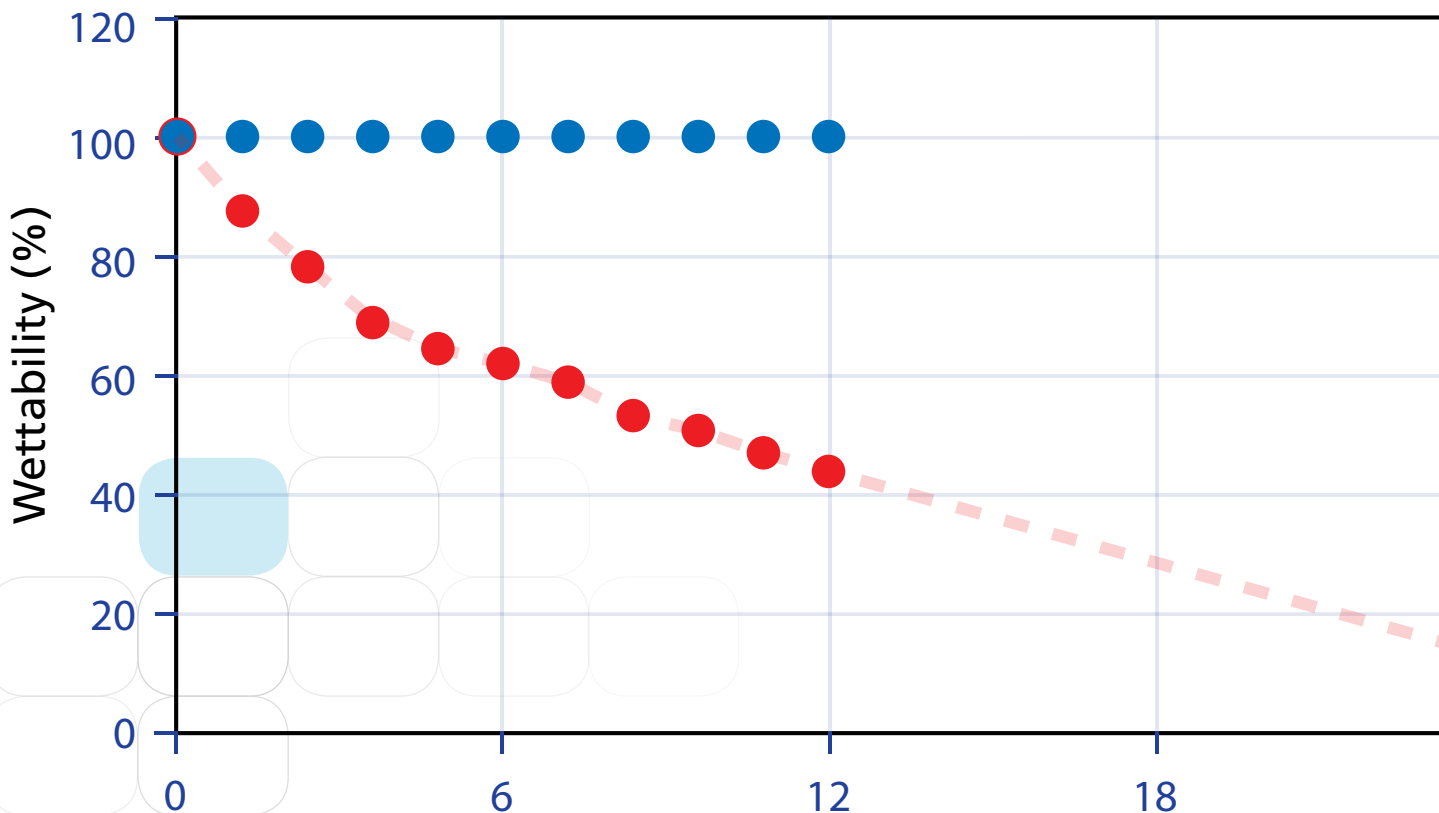
BioNOC™ II features improved biocompatibility, long hydrophilicity, high porosity, low lint content and excellent mechanical strength. One gram of BioNOC™ II has a surface area of 2,400 cm² and provides space for up to 1x10⁹ cells to grow. Besides Tide Motion bioreactors, BioNOC™ II is compatible with other commercial packed-bed bioreactor systems. It has been used for a variety of cell strains in either research or production application.



BioNOC™ II macrocarriers



BioNOC™ II carriers are straight and uniform fibers that favor cell distribution and growth.



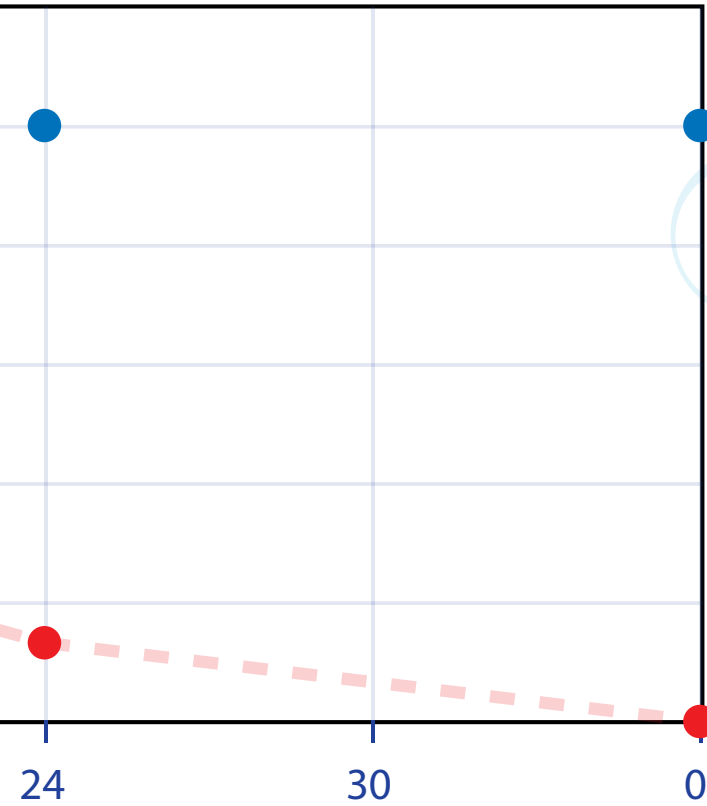
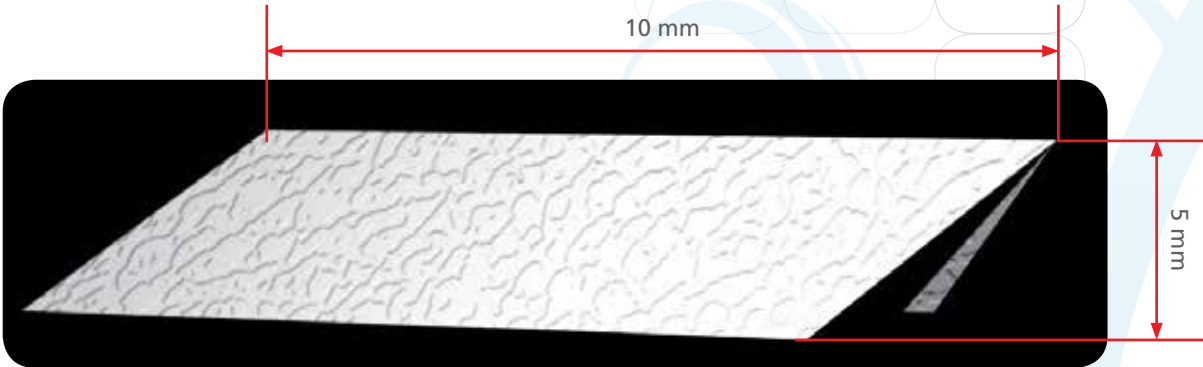
BioNOC™ II macrocarriers exhibit consistent wettability for over 36 months

Months after exposure to air

BioNOC™ II Structure

Rigid enough to support fixed bed:

- High load-bearing capability to support packed-bed structure
- Increased void fraction and reduced diffusion limitation
- 45° angle generates microscopic eddy for mixing.



Legend:

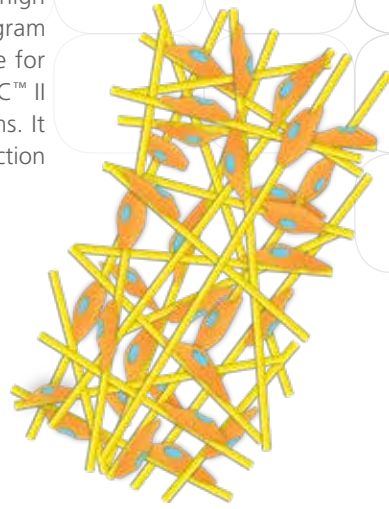
- BioNOC™ II
- Other Brand

Cell Morphology in BioNOC™ II

BioNOC™ II features improved biocompatibility, long hydrophilicity, high porosity, low lint content and excellent mechanical strength. One gram of BioNOC™ II has a surface area of 2,400 cm² and provides space for up to 1x10⁹ cells to grow. Besides Tide Motion bioreactors, BioNOC™ II is compatible with other commercial packed-bed bioreactor systems. It has been used for a variety of cell strains in either research or production application.

Interception – initial contacts of cells with fiber

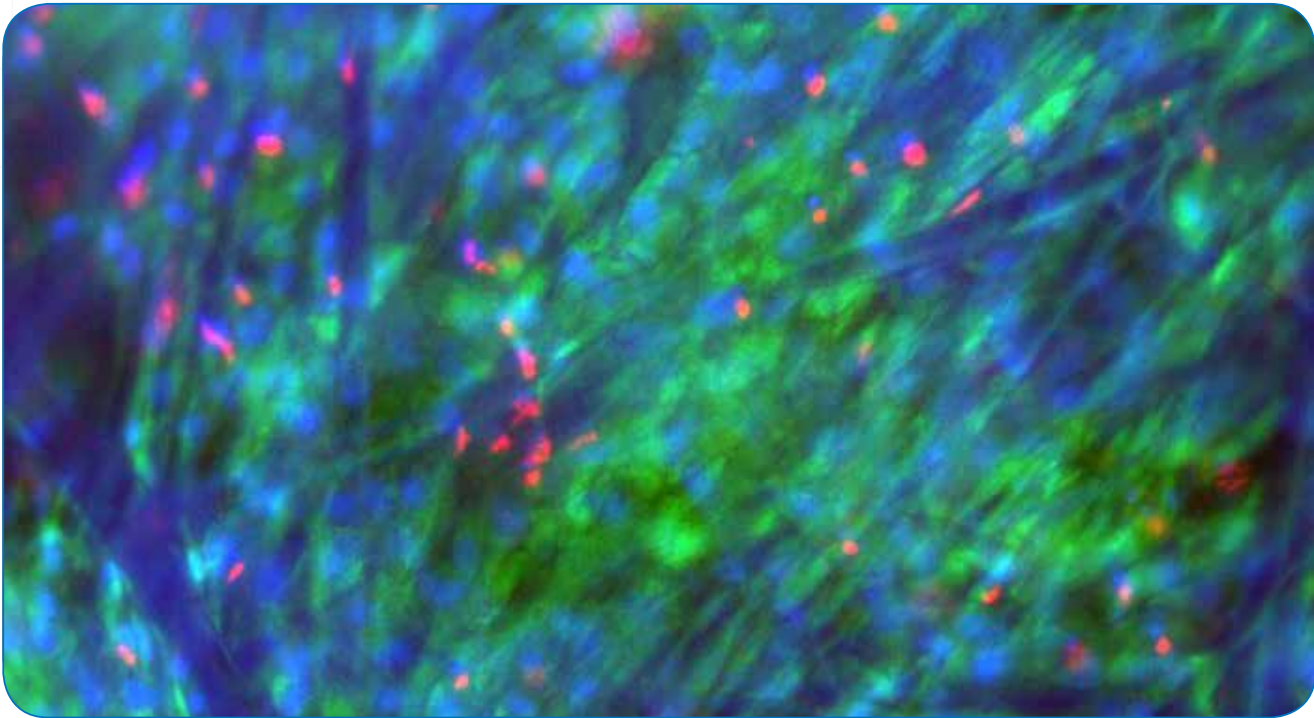
Adhesion – cell attachment to fibers and cell-to-cell adhesion to form aggregates



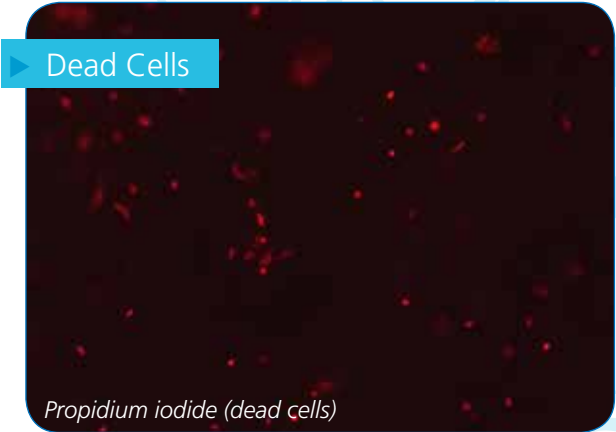
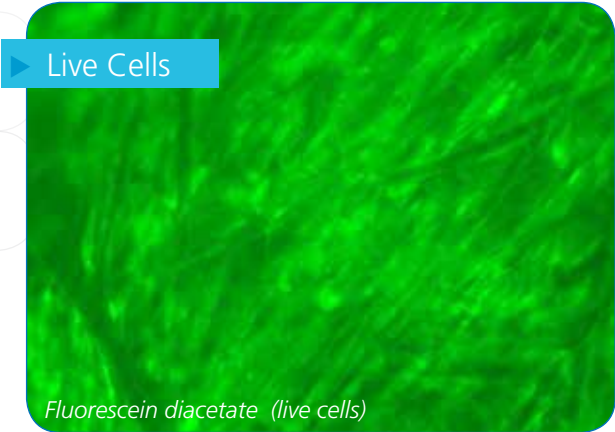


High Porosity and Thickness

- High surface area to volume ratio: 160/cm
- Pore size mainly distributed between 50-200 µm
- Can yield up to 2-3 x 10⁸ VERO cells in 5.5 grams of carriers
- Fiber thickness ~0.4mm
- Allow easy exposure to culture media and aeration
- No oxygen limitation






Stem Cells Grown on and within the BioNOC™ II Fiber Network



Application

Growth of anchorage-dependent cells including animal, mammalian, and insect cells in packed-bed cell culture systems. Compatible with CelCradle™, TideXcell™, and other commercially available packed-bed culture equipment.


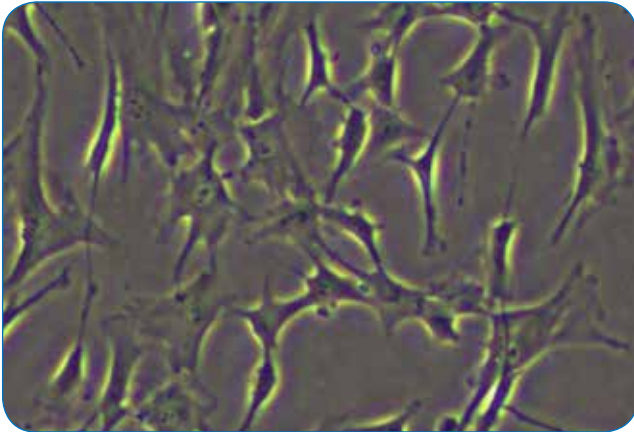
Anchorage-Dependent Cells	Insect Cells
Vero, BHK-21, rBHK, CHO-K1, rCHO, rC-127, HEK-293, HEK293A, HepG2, C3A, Hela, Huh-7, RK-13, L929, Human Foreskin Fibroblast Cells, Human Muscle Skeleton Cells, Human Mesenchymal Stem Cells, Human Embryonic Stem Cells	Sf9 Sf21 Hi-5



SEM figure Sf-9 cells in BioNOC™ II macrocarriers

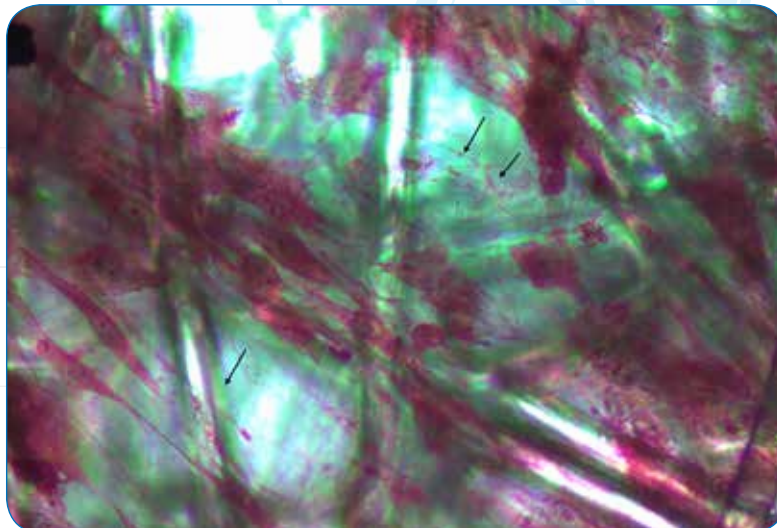
Mesenchymal Stem Cells or MSCs cultured attaches to the 3D matrix and starts to grow in the fibers and the spaces between the fibers. This enables 3D growth and a gene switches on to secrete more extracellular matrix.

MSCs Morphology Alters When Cultured in 2D T-flask vs 3D BioNOC™ II Macrocarriers



MSCs exhibit polyhedral morphology in petri dishes, MSCs in BioNOC™ II are more spindle-like, and is unidirectional

CL-MSCs Secrete Extracellular Matrix (ECM) which Assembles into Fibril Networks on 3D BioNOC™ II

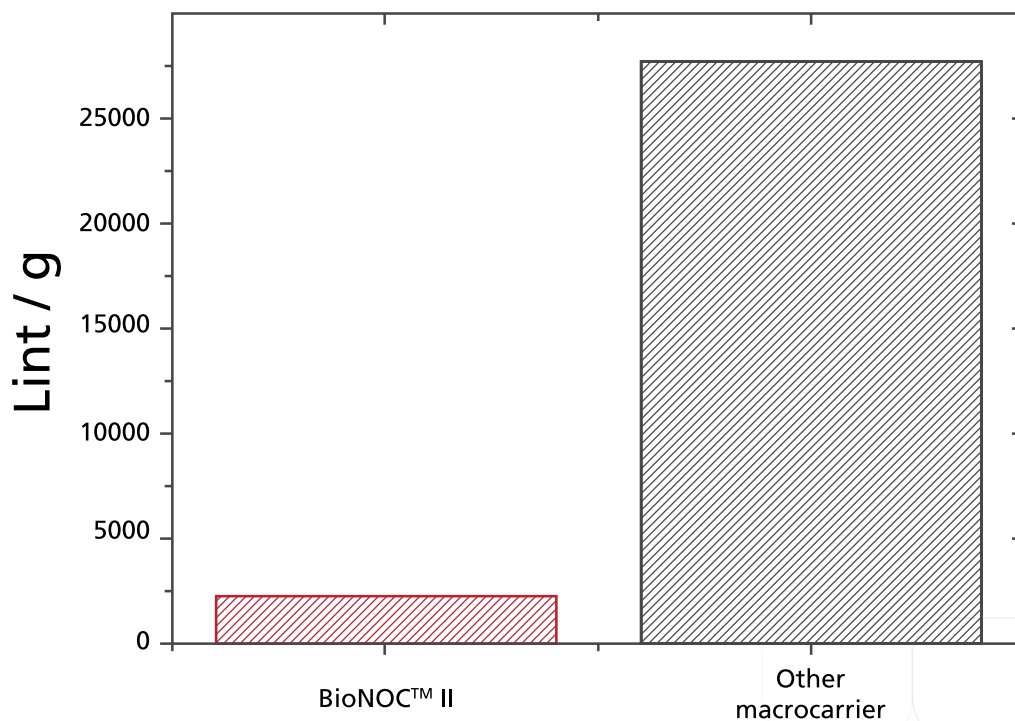


CL-MSCs Secrete Extracellular Matrix (ECM) which Assembles into Fibril Networks on 3D BioNOC™ II



Low Fibre Release

Growth of anchorage-dependent cells including animal, mammalian, and insect cells in packed-bed cell culture systems. Compatible with CelCradle™, TideXcell™, and other commercially available packed-bed culture equipment.

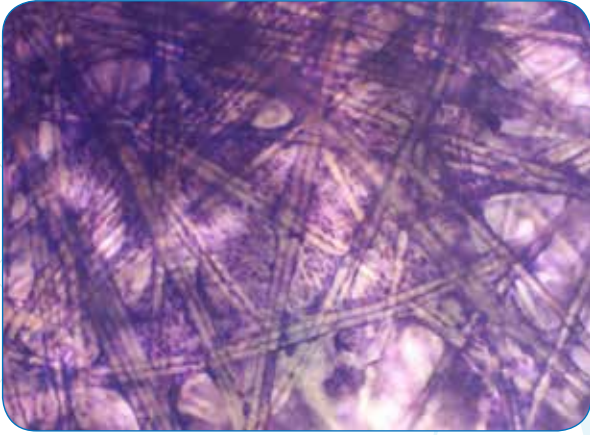


BioNOC™ II has low fibre release which means lower downstream processing costs

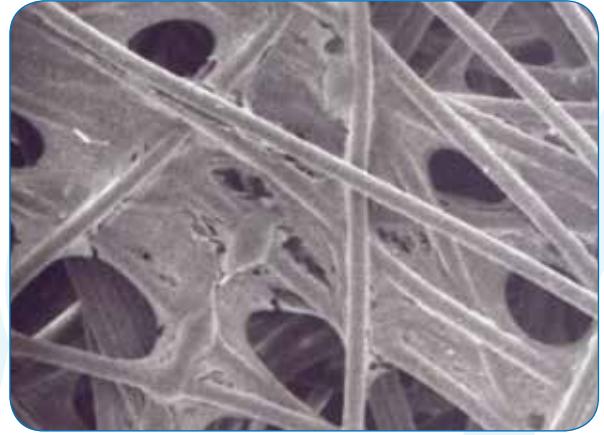
- This is favorable for vaccine production and cell therapy

Cells Grown on BioNoc™ II Macrocarriers


▶ Trypan Blue Stain of Vero Cells



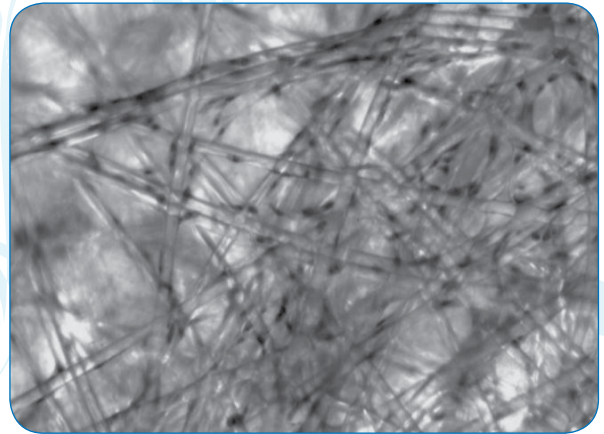
▶ SEM Image of Vero Cells



▶ Trypan Blue Stain HEK Cells



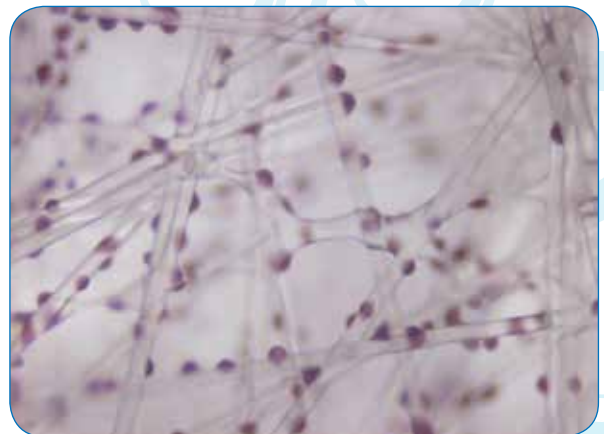
▶ HE Stain of MSCs



▶ HE Stain CHO Cells



▶ Hematoxylin Stain of Insect Cells



Specification

Function	For Culture of Adherent Cells
Material	100% non-woven PET filament
Dimension	5 mm × 10 mm strip
Surface Area / g	Up to 2,400 cm ² /g
Capacity	up to 5X10 ⁸ cell/g of BioNOC™ II
Default Packed Volume	15 ml/g (5.5 g for CelCradle™, 110 g for TideXcell™ 2 L matrix vessel, 550 g for TideXcell™ 10 L matrix vessel, 1,100 g for TideXcell™ 20 L matrix vessel, 5,500 g for TideXcell™ 100 L matrix vessel)
Pore Size	50 ~200 μm
Porosity	90~94%
Endotoxin Test	< 0.25 EU/ml
Bioburden Test	< 1 CFU/g
Cytotoxicity Tested	Yes, pyrogen-free
Cell Line	CHO, CHO-K1, rCHO-hlgO, rC-127-TPA, HEK-293, VERO, SF-9, Hi-5, BHK-21, rBHK-Factor VIII, HepG2, HeLa, Huh 7, RK-13, ST, MDCK, MDBK, 3T3, MRC-5, CEF, Human foreskin fibroblast, human muscle skeleton cell, human mesenchymal cell, human embryonic stem cell, etc
Regulation Guideline	USP Class VI, USP <87>,<83>, ISO 10993-5
Storage	Room Temperature (20–22 °C), Keep away from direct sunlight
Shelf Life	2 years
Sterilization	Tolerate autoclave (121° C), gamma irradiation (25 kGy), and EO sterilization

Ordering Information

Product Name	Item Code	Package
BioNOC™ II Cell Culture Carriers (50 g)	1400018	50 gram per bottle
BioNOC™ II Cell Culture Carriers (250 g)	1400019	250 gram per bottle
BioNOC™ II Cell Culture Carriers (1000 g)	1400020	1000 gram per bottle

Literature Support

- Hu, Y.C., J.T. Lu and Y.C. Chung (2003). High-density cultivation of insect cells and production of recombinant baculovirus using a novel oscillating bioreactor. *Cytotechnology*, Volume 42, 145-153.
- Ho, L., C.L. Greene, A.W. Schmidt and L.H. Huang (2004). Cultivation of HEK 293 cell line and production of a member of the superfamily of G-protein coupled receptors for drug discovery applications using a highly efficient novel bioreactor. *Cytotechnology*, Volume 45, 117-123.
- Lu, J.T., Y.C. Chung, Z.R. Chan and Y.C. Hu (2005). A Novel Oscillating Bioreactor BelloCell: Implications for Insect Cell Culture and Recombinant Protein Production. *Biotechnol. Lett.*, Volume 27, 1059-1065. DOI 10.1007/s10529-005-8450-3.
- Mosbeux C., A.R. dos Santos Pedregal, D. Ribeiro de Sousa, V. Hendric, N. Joseph, M. Bensellam, D. Blankaert, T. Marique, C. Alloin, D. Parent, C. Liesnard, J.P. Van Vooren, S. Lowagie and J. Werenne (2006). Mesenchymal cells: metalloproteinases and adhesion on microcarriers. *Animal Cell Technology: Basic & Applied Aspects*, Volume 14, 1-7.
- Drugmand, J.-C., J.-F. Michiels, S.N. Agathos, and Y.-J. Schneider (2007). Growth of Mammalian and Lepidopteran Cells on BioNOC™ II Disks, a Novel Macroporous Microcarrier. *Cell Technology for Cell Products*, Volume 3, 781-784.
- Drugmand, J.-C., N. Havelange, S. Osumba, F. Bosco, F. Debras, F. Collignon, and J. Castillo (2010). New Disposable Fixed-Bed Bioreactor for Cell Culture and Virus Production Based on a Proprietary Agitation and Aeration System. *Cells and Culture*, Volume 4, 151-155.
- Weber, C., S. Pohl, R. Pertner, Pablo Pino-Grace, D. Freimark, C. Wallrapp, P. Geigle and P. Czermark (2010). Production Process for Stem Cell Based Therapeutic Implants: Expansion of the Production Cell Line and Cultivation of Encapsulated Cells. *Adv. Biochem. Eng. Biotechnol.*, Volume 123, 143-162.
- Drugmand J.-C., N. Havelange, F. Collignon, J. Castillo, P.-A. Girod (2012). 4g/l.day: Monoclonal Antibody Volumetric Productivity in the iCELLis™ Disposable Fixed-Bed Bioreactor Proceedings of the 21st Annual Meeting of the European Society for Animal Cell Technology (ESACT), Dublin, Ireland, June 7-10, 2009, Volume 5, 375-378.
- N. Havelange, M. Marigliano, M. Sainte-Marie, F. Debras, N. Tazir and J. Castillo (2012). Poxvirus Production on Chicken Embryo Fibroblasts in iCELLis™ Disposable Fixed-Bed Bioreactor. Proceedings of the 21st Annual Meeting of the European Society for Animal Cell Technology (ESACT), Dublin, Ireland, June 7-10, 2009. Volume 5, 719-722.
- Drugmand, J.-C., F. Collignon, S. Dubois, N. Havelange and J. Castillo (2012). Biomass Sensors in iCELLis™ Fixed-Bed Reactors: Data on CHO and Vero Cells. Proceedings of the 21st Annual Meeting of the European Society for Animal Cell Technology (ESACT), Dublin, Ireland, June 7-10, 2009. Volume 5, 391-394.
- Drugmand, J.-C., G. Esteban, N. Alaoui, N. Jafâr, N. Havelange, O. Berteau and J. Castillo (2012). On-line Monitoring: Animal Cell Cultivation in iCELLis™ Fixed-Bed Reactor Using Dielectric Measurements. Proceedings of the 21st Annual Meeting of the European Society for Animal Cell Technology (ESACT), Dublin, Ireland, June 7-10, 2009. Volume 5, 395-399.
- Sun, B., X.H. Yu, W. Kong, S. Sun, P. Yang, C. Zhu, H. Zhang, Y. Wu, Y. Chen, Y. Shi, X. Zhang and C. Jiang (2013). Production of influenza H1N1 vaccine from MDCK cells using a novel disposable packed-bed bioreactor. *Applied Microbiology and Biotechnology*, Volume 97 (3), 1063-1070.
- Portner, R. (2015). Bioreactors for Mammalian Cells. *Animal Cell Culture*, Volume 9, 89-135.

North America

USA

Esco Technologies, Inc.

Life Sciences/Medical

903 Sheehy Drive, Suite F, Horsham,
PA 19044, USA

Toll-Free USA and Canada:

1-877-479-3726

Tel: 215-441-9661

Fax: 484-698-7757

Email: eti.admin@escoglobal.com

Website: <http://escolifesciences.us>

Healthcare Division/Factory

2512 Metroprolitan Dr, Suite 120-B
Feasterville-Treose, PA 19053-6738

Tel: +1 215-322-2155

Email: eti.pharma@escoglobal.com

Website: www.escopharma.com

Europe

Denmark

Esco Medical Aps

Kringelled 10, DK-8250 Egaa, Denmark

Tel: +45 5397 3067

Email: medical@escoglobal.com

UK

Esco GB Ltd

Unit 2 R-Evolution @ Gateway 36,

Kestrel Way, Barnsley S70 5SZ

Tel: +44 (0) 1226 360 799 (Pharma)

+44 (0) 1226 361529 (Lab)

Email: egb.info@escoglobal.com

Websites: www.escopharma.com

www.escolifesciences.co.uk

Germany

Esco Lifesciences GmbH

Straßheimer Straße 17

61169 Friedberg, Germany

Tel: +49 6031 6873447

Email: mail@escoglobal.com

Website www.escoglobal.de

Italy

Esco Technologies S.r.l.

Operative and Legal office:

Via Poggio Moiano, 23,

00199, Rome, Italy

Tel: +39 06 69271849

Email: ilenia.nardolillo@escoglobal.com

Website: escolifesciences.it

Russia

Esco Russia

Building 4, 8, Novovladikinskii proezd

Moscow, Russian Federation 127106

Email: esco.russia@escoglobal.com

Website: escolifesciences.ru

Lithuania

Esco Medical Technologies UAB

Draugystes 19

51230 Kaunas, Lithuania

Website: escomedicalgroup.com

Email: medical@escoglobal.com

support-medical@escoglobal.com

Asia Pacific

Bangladesh

Esco Lifesciences (Bangladesh) Pvt. Ltd.

H # 662 (6th Floor), Apt. # A-6, R # 9

Mirpur DOHS, Mirpur, Dhaka-1216, Bangladesh

Tel: +8801907-700777

Mobile: +88 01911 629400

Email: ebd.customerservice1@escoglobal.com

China

Esco Shanghai Trading Co. Ltd.

Email: mail@escolifesciences.cn

Website: www.escolifesciences.cn

Beijing

Rm.502, Tower A, Times Fortune, Sanyuanqiao

Chaoyang District, Beijing

Tel: +86 (10) 5867 7868

Fax: +86 (10) 5867 9244

Shanghai

Room1211, Jiahe International Building,

No.1, Lane 66, Huayuan Road,

Hongkou District, Shanghai

Tel: +86 (21) 6095 1955

Guangzhou

Room 901, West Block, No. 21, Huali Road

Tianhe District, Guangzhou, China 510623

Tel: +86 (20) 3837 3621

Chengdu

Rm. 1-406, Building No. 2, Shangding International Building,

No.27 4th Block, South Renmin Road, Chengdu City,

Sichuan Province

Tel: +86 (28) 8553 6219

Qingdao

Room 23C, Fucai Building, No.135 of Yan'an Road,

Shinan District, Qingdao City,

Shandong Province

Tel: +86 (532) 8163 9321

Hongkong

Esco Technologies (Hong Kong) Limited

Unit 904, Laurels Industrial Centre,

No.32 Tai Yau Street, San Po Kong,

Kowloon, Hong Kong

Tel : +852 3628 3986

Fax : +852 3186 2821

Email: mail@escolifesciences.hk

Website: <http://escolifesciences.hk>

Indonesia

PT Esco Utama

Taman Tekno BSD Blok H6 no 10,

Serpong, Tangerang 15314

Tel: +6221 29 666 565 / 301

Fax: +6221 29 666 302

Email: eucs2@escoglobal.com

Website: <http://escolifesciences.co.id>

Middle East

Malaysia

Esco Micro (M) Sdn. Bhd.

Technical Support Hotline:
1 300 88 ESCO (3726)

Selangor

No. 15, Jalan Sungai Buloh 27/101A,
Persiaran Klang, HICOM 27 Industrial Park,
40400 Shah Alam, Selangor, Malaysia
Tel: +603 5103 8480
Fax: +603 5614 3385
Email: malaysia@escoglobal.com
Website: http://my.escoglobal.com

Melaka

No. 13-1, Jalan Melaka Raya 32,
Taman Melaka Raya 1,
75000 Melaka, Malaysia
Tel: +606 284 0007
Fax: +606 283 0288
Website: http://my.escoglobal.com

Myanmar

Esco Lifesciences Co.,Ltd

717(B), Bayintnaung Road,
Insein Township, Yangon, Myanmar
Tel: +959 423 488 984
+959 963 520 535
Email: ingyin.haymarn@escoglobal.com
csts4@escoglobal.com

Philippines

Esco Philippines, Inc.

Manila

Unit 710E, 7th floor, East Tower- Four Ecom
Bldg, Block 22 Seaside Cor Diokno Ave. MOA
Complex, Pasay City 1300
Direct Line: +63 (02) 828 1527
Trunkline: +63 (02) 478 0384
Email: philippines@escoglobal.com
Website: http://escoglobal.com.ph

Cebu

Blk 3 Lot 13 Mutual Homes Subd.
Pajac, Lapu-Lapu City, Cebu 6015
Tel : +63 (32) 232 5826

Davao

Unit 104 & 105, G/F Metro Lifestyle Building
F. Torres St. Cor. E Jacinto Ext., Davao City 8000
Tel : +63 (82) 333 4132

Singapore

Esco Micro Pte Ltd

21 Changi South Street 1
Singapore 486777
Tel: +65 65420833
Fax: +65 65426920
Email: mail@escoglobal.com
Website: www.escoglobal.com

South Korea

Esco Korea Micro Pte Ltd

#206, Byucksan Digital Valley 8-Cha, 70,
Gyeongin-ro 71-gil, Yeongdeungpo-gu, Seoul,
Republic of Korea
Tel: +82-2-830-0482
Fax: +82-2-830-0491
Email: info@escoglobal.co.kr
Website: http://www.escoglobal.co.kr

Taiwan

Esco Lifesciences Taiwan

No. 112, Sec. 2, Qingfeng Rd., Zongli Dist.,
Taoyuan City 320, Taiwan
Tel: +886 34533220
Fax: +886 34532770
Email: mail@escolifesciences.tw
Website: http://escolifesciences.tw

Thailand

Esco Lifesciences (Thailand) Co.,Ltd.

8/3 Soi Rimthangduan 2, Sukhumvit Road, Bangchak,
Phrakanong , Bangkok 10260
Tel: 062 813 3331
Fax: 02 117 3746
Email: csts.th.sales1@escoglobal.com
Website: http://escolifesciences.co.th/

Vietnam

Esco Vietnam Company Ltd.,

Email: vietnam@escoglobal.com
Website: vn.escoglobal.com

Hanoi

7th Floor, No. 8, Alley 15,
Trung Kinh Street,
Trung Hoa Ward, Cau Giay District,
Hanoi, Vietnam
Tel: +84 24 6269 1460
+84 24 6269 1461

Ho Chi Minh

No. 14 - Lot G3, Street No. 53,
Tan Quy Dong Settlements,
Tan Phong Ward, District 7, HCMC,
Vietnam
Tel: +84 28 3776 0363

Dubai

Esco Lifesciences Trading LLC

Dubai
Esco Lifesciences Trading LLC
1529 Tamani Arts Offices, Al Asayel St.,
Business Bay, Dubai UAE
P.O Box: 182099
Tel: (04) 770 6674
Email: alvin.heah@escoglobal.com
christopher.leonor@escoglobal.com

Africa

South Africa

Esco Technologies Pty Ltd

Unit 2 Landmark Park,
17 Landmarks Avenue,
Kosmosdal Extension 11,
Centurion 0157 South Africa
Tel : +27 (0) 11 314 3184
Mobile: +27 (0) 82 853 9655
Email : sonja.strydom@escoglobal.com
Website: http://za.escoglobal.com

ESCO[®]
Healthcare



"Discovery to Delivery"

ESCO
VACCIXCELL
ADHERENT BIOPROCESSING SPECIALIST

21 Changi South Street 1 • Singapore 486777
Tel +65 6542 0833 • Fax +65 6542 6920 • mail@vaccixcell.com
www.escovaccixcell.com

CDMO Services:
Esco Aster Pte. Ltd.
#02-09 Block 67 Ayer Rajah Crescent, Singapore 139950
Tel +65 6251 9361 • mail@escoaster.com
www.escoaster.com